

INSTRUCTIONS FOR USE

Ankle brace

Product code: MalleoTim Lite



1. Characteristics

MalleoTim Lite has a wrap-around design and is made of non-elastic material with very good air permeability and moisture wicking properties, thus providing high comfort. The orthosis uses silicone side stays to protect the joint instability in the lateral and medial directions. Elastic strap protects and strengthens the ankle joint. The open heel-to-toe orthosis provides high comfort. It is available in a wrap-around version, in which its lower and upper parts are fastened and adjusted with velcro. This makes it easy to put in on, especially for people with limited mobility.

2. Application

Ankle brace is used to protect an unstable joint in the lateral and medial directions by means of collateral reinforcements covering the ankles. Additional strap protects against dislocation and twisting of the ankle bone.

Indications for use:

- Twists and dislocations of ankle joint
- Damages to the ligaments of upper and lower ankle joint
- Degeneration of the joint
- Acute and chronic pain syndromes
- Prevention of recurrent overloads and injuries
- In rehabilitation process

3. Contraindications:

Do not use in case of:

- Skin abrasions

- Eczema
- Wound and other skin injuries
- After application of warming gel or rub
- Individual contraindications which were determined by the doctor during interview and physical examination

4. Notes

Timago International Group does not bear responsibility of improper use of the product, failure to comply safety regulations and misuse.

5. Fitting instruction

- Unfasten all the velcro straps, then embrace the ankle joint in a back-to-front direction so that the heel is in the opening in the back part, and the side reinforcements embrace the lateral and medial ankle
- Fasten the velcros on both sides of the orthosis
- Wrap the orthosis with elastic tape in a so-called figure-eight, starting from the sole of the foot. The fastener should be located on the back of the orthosis.

Note! Only properly fastened brace guarantees correct stabilization of the ankle joint.

Note! Long-term use may result in reduction of muscle tone and dysfunction of lower limb.

6. Technical data

SIZE	UNIVERSAL
------	-----------

7. Maintenance

- Hand wash in warm water. Do not: spin, tumble dry, chlorinate, iron, bleach, dry clean.

- Ensure the velcro straps are fastened in order not to destroy the material.
- Dry at room temperature far from intensive heat source.

Note! Maintenance information can be found on the material label.










8. Storage and transport conditions

Device should not be exposed to water or moisture.

9. Warranty information

All products distributed by our company are covered by a warranty, the terms of which are described in the warranty card available on our website. Please contact the retailer from whom you purchased the product. Please, keep in mind that for warranty purposes, the proof of purchase (receipt or invoice) should be retained.

10. Labels

	Reference number		Manufacturer
	LOT number		Manufacture date
	Serial number		Medical device
	Note		Please read the instruction
	The manufacturer checked for compliance with essential medical devices requirements.		

Our complete line of products is available from our distributors. Learn more at: www.timago.com. Thank you for choosing Timago!



Timago International Group
Spółka z o.o. i Spółka – Spółka komandytowa
ul. Karpacka 24/12
43-316 Bielsko-Biała, Poland

T.: +48 33 499 50 00
F.: +48 33 499 50 11
E.: info@timago.com



04/2023(I)